



CF20

BMW R1100S

Kit for the left side

No.	Description	Cat.no.	Pcs
1	Crash bar		1
2	Bolt M8x25mm	833	1
3	Bolt M10x120mm	881	1
4	Pad M10-spring	801	1
5	Dural. cylinder d=47mm	429	1
6	Bolt M12x60mm	960	1
7	Pad M12-plane	803	1
8	Dural. cylinder d=32mm	438	1
9	Silenblok	X21	1
10	Nut M8 – safety	809	1
11	Pad M8 – plane	802	1
12	Advertising sticker RDmoto		1

Kit for the right side


No.	Description	Cat.no.	Pcs
1	Crash bar		1
2	Bolt M10x120mm	881	1
3	Pad M10-spring	801	1
4	Dural. cylinder d=47mm	429	1
5	Bolt M12x60mm	960	1
6	Pad M12-plane	803	1
7	Dural. cylinder d=32mm	438	1
8	Silenblok	X21	1
9	Nut M8 – safety	809	1
10	Pad M8 – plane	802	1
11	Advertising sticker RDmoto		1

Installation:

Make the installation of the crash bar according to the instruction on the below attached photos.

The installation of the crash bar for the left and right side is the same.


Warning – we recommend to use safety glue on threads of all bolts (moderate strong – blue colour).



two silenblock + two
nuts M8 (safety) +
two pad M8 (plane)

bolt M8x25mm


The right side:



bolt M10x120mm +
duralumin cylinder
47mm + pad M10
(spring)

bolt M12x60mm +
duralumin cylinder
32 mm + pad M12
(plane)

The left side:



bolt M10x120mm +
duralumin cylinder
47mm + pad M10
(spring)

bolt M12x60mm +
duralumin cylinder
32 mm + pad M12
(plane)